

# ORDER FORM

## TOM4 Classic



















Release date 2023/09

**patron**<sup>®</sup>  
creative in care

Company	Invoice address	Order number / reference	
Street		Customer reference	
E-Mail		Date	
City, Zip code		Offer	
Telephone		Order	
Company	Delivery address		
Street	City, Zip code		

Standard equipment:	Size / order codes			
	MINI	STD	MAXI	SM 42
<ul style="list-style-type: none"> <li>• detachable and reversible seat-unit</li> <li>• height adjustable backrest and depth adjustment of the seat-base.</li> <li>• width adjustable seat by FlexiPads set (optional equipment)</li> <li>• seat with fully adjustable tilt in space function</li> <li>• fully reclining backrest</li> <li>• angle and height adjustable footrest</li> <li>• height adjustable ergonomic handlebar</li> <li>• 200/300 mm solid wheels</li> <li>• detachable soft side-cushions</li> <li>• detachable grab bar with cover</li> </ul>	front swivel castor-wheels /FSCW			
	T4C30RP00	T4C34RP00	T4C38RP00	T4C42RP00
	€	€	€	€

Backrest height [mm]	450-600	520-680	580-680	580-680
Seat depth [mm]	200-270	275-310	320-430	320-430
Seat width [mm]	200/step/300	240/step/340	280/step/380	320/step/420
Seat to footrest [mm]	145-290	195-230	230-385	230-385
Backrest angle	90° - 165°	90° - 165°	90° - 165°	90° - 165°
Seat angle	+/-22°	+/-22°	+/-22°	+/-22°
Maximum load	40,0 kg	40,0 kg	50,0 kg	75,0 kg


colour frame / pattern colour							
<b>frame</b>	<b>K3 - Anthracite</b>						
<b>fabric patterns</b>	<table style="width: 100%;"> <tr> <td style="width: 50%;">                     R54  Slate grey                 </td> <td style="width: 50%;">                     R57  Antik pink                 </td> </tr> <tr> <td>                     R55  Denim blue                 </td> <td>                     R58  Papaya orange                 </td> </tr> <tr> <td>                     R56  Peas green                 </td> <td>                     R59  Ruby red                 </td> </tr> </table>	R54  Slate grey	R57  Antik pink	R55  Denim blue	R58  Papaya orange	R56  Peas green	R59  Ruby red
	R54  Slate grey	R57  Antik pink					
	R55  Denim blue	R58  Papaya orange					
	R56  Peas green	R59  Ruby red					

## TOM4 Accessories

### Section E: Positioning and fixation - Head


#### Head

No.	Desc. / Codes	T4C MINI	T4C STD	T4C MAXI	T4C SM42	
E1	Headrest CLASSIC RPKE001	S	M	M	M	€
E2	Headwings CLASSIC RPKE002	(XS )S	M	M	M	€
E3	Neckrest CLASSIC RPKE003	S	M	M	M	€



### Section G: Positioning and fixation - Trunk




G1	Side trunkrest CLASSIC RPKG001	S	M	M	L (XL )	€
G2	Hip rest CLASSIC RPKG002	M	M	L	L	€
G3	Chest immo. belt CLASSIC RPKG013	S	M	M	L	€
G4	Immo.belt 2-point CLASSIC RPKG003	S	M	M	M	€
G5	Immo.belt 4-point CLASSIC RPKG004	S	M	M	L	€
G6	Chest-belt addition to 4P-belt RPKG006	UNI	UNI	UNI	UNI	€
G7	Belt protector B25 RPKG007	UNI	UNI	UNI	UNI	€
G8	Belt protector B40 RPKG008	UNI	UNI	UNI	UNI	€
G9	Immo. belt 5-point CLASSIC RPKG005	S	M	M	L	€
G10	Immo. Waistcoat CLASSIC RPKG009	(XS )S	M	M	M	€
G11	H-style harness CLASSIC RPKG011	(XS )S	M	M	L	€
G12	Immo. Waistcoat TBX RPKG010	(XS )S	M	M	M	€
G13	H-style harness TBX RPKG012	(XS )S	M	M	M	€
G14	Lumbar support W15, W25, W35 RPKG014	S	M	L	L	€
G15	Backrest wedge (reduction seat depth 245 mm) RPKG015	S				€



### Section I: Positioning and fixation - Pelvis / Abduction

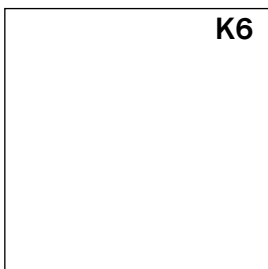
No.	Desc. / Codes	T4C MINI	T4C STD	T4C MAXI	T4C SM42	
I1	Pelvis fixation RPKI001	S	S	M	M	€
I2	Abduction belt CLASSIC RPKI002	(XS ) S	M	M	M	€
I3	FLEXI-pads set (2H+1H+2H) RPKI003	S	M	M	M	€
I4	FLEXI-pads set with extended thigh guides RPKI004			UNI	UNI	€
I5	Abduction block CLASSIC RPKI005	XS	S	M	M	€






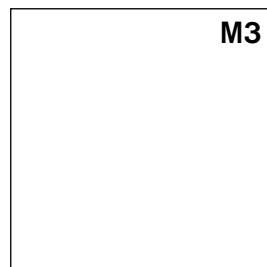
### Section K: Positioning and fixation - Arms

No.	Desc. / Codes	T4C MINI	T4C STD	T4C MAXI	T4C SM42	
K1	Padded frame cover RPKK001	UNI	UNI	UNI	UNI	€
K2	Extended side protection CLASSIC RPKK002	UNI	UNI	UNI	UNI	€
K3	Padded frame cover with side protection CLASSIC RPKK003	UNI	UNI	UNI	UNI	€
K4	Padded frame cover with side protection BASIC RPKK004	M	M	M	L	€
K5	Grab bar RNDK005	UNI(SE)	UNI(SE)	UNI(SE)	UNI(SE)	€
K6	Armrest soft RPKK005	S	S	M	M	€
K7	Armrest CLASSIC adj. W30 RPKK00630	UNI				€
K8	Armrest CLASSIC adj. W34 RPKK00634		UNI			€
K9	Armrest CLASSIC adj. W38 RPKK00638			UNI		€
K10	Armrest CLASSIC adj. W42 RPKK00642				UNI	€
K11	Work board CLASSIC RPKK101	UNI	UNI	UNI	UNI	€
K12	Work board BASIC RPKK111	UNI	UNI	UNI		€
K13	Work board BASIC RPKK112				UNI	€





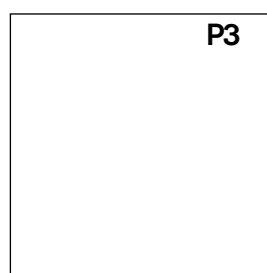

## Section M: Positioning and fixation - Legs

M1	Feet fixation - pair RPKM001	UNI	UNI	UNI	UNI	€
M2	Footplate soft pading RPKM002	M	M	L	L	€
M3	Calf rest (textile) RPKM004	UNI	UNI	UNI	UNI	€
M4	Footrest - Velcro lock RPKM005	UNI	UNI	UNI	UNI	€




## Section P: Protection and comfort

No.	Desc. / Codes	T4C MINI	T4C STD	T4C MAXI	T4C SM42	
P1	Canopy CLASSIC RPKP001	S	M	M	L	€
P2	Canopy COMFORT RPKP002	(S)	(M)	(M)	(L)	€
P3	Canopy BASIC RPKP003	(S)	(M)	(M)	(L)	€
P4	Rain cover RPKP051	M	M	L	L	€
P5	Footmuff - Summer RPKP101	S	M	M	L	€
P6	Footmuff - Winter RPKP151	S	M	M	L	€




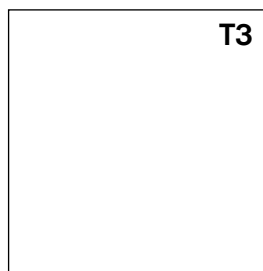
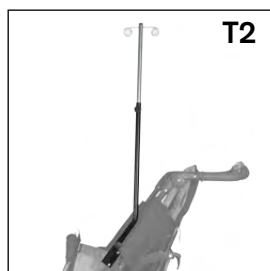
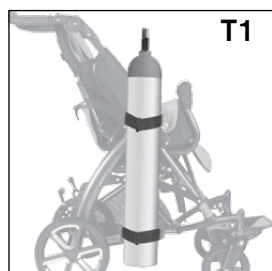
## Section R: Bags, basket

No.	Desc. / Codes	T4C MINI	T4C STD	T4C MAXI	T4C SM42	
R1	Bag STYLE Plus RPKR001	UNI	UNI	UNI	UNI	€
R2	Basket (textile) RPKR051	M	M	L	XL	€
R3	Basket-HD (textile) RPKR101	M	M	L	XL	€





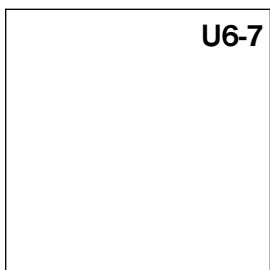
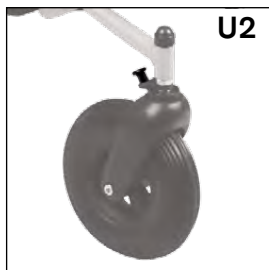
## Section T: Accessory - specialities

No.	Desc. / Codes	T4C MINI	T4C STD	T4C MAXI	T4C SM42	
T1	Holder for oxygen tank - vertical 6,5l RPKT001	UNI	UNI	UNI	UNI	€
T2	Holder for IV pole RPKT002	UNI	UNI	UNI	UNI	€
T3	Backrest-recline angle reduction T4C(-20deg.) RPKT003	UNI	UNI	UNI	UNI	€
T4	Backrest HD-telescope w.tilt-lock RPKT004	UNI	UNI			€
T5	Backrest HD-telescope w.tilt-lock RPKT005			UNI	UNI	€







## Section U: Accessory - set

No.	Desc. / Codes	T4C MINI	T4C STD	T4C MAXI	T4C SM42	
U1	Air Rear tyre (set) RPKU001	UNI	UNI	UNI	UNI	€
U2	Front Fork with swivel lock (set) RPKU051	UNI	UNI	UNI	UNI	€
U3	Drum-brake adapt.(w.hand control) RPKU10138			UNI		€
U4	Drum-brake adapt.(w.hand control) RPKU10142				UNI	€
U5	Footrest-SHORT version RPKU20101	UNI				€
U6	Footplate angle adjustable RPKU20201	UNI	UNI			€
U7	Footplate angle adjustable RPKU20202			UNI	UNI	€







### Section V: Transportation / anchoring

No.	Desc. / Codes	T4C MINI	T4C STD	T4C MAXI	T4C SM42	
V1	„TIE DOWN“ set (USA,CDN markets only) RPKV001	UNI(2)	UNI (2)	UNI (2)		€






### Section W: Section W: Interfacing, CSI, etc.

No.	Desc. / Codes	T4C MINI	T4C STD	T4C MAXI	T4C SM42	
W1	CSI-interface for TOM4-STD / K1 RPKW00134		UNI			€
W2	CSIinterface for TOM4-MAXI,SM42/ K1 RPKW00138			UNI	UNI	€



### Section V: Transportation / anchoring

No.	Desc. / Codes	T4C MINI	T4C STD	T4C MAXI	T4C SM42	
X1	High-low indor frame CLASSIC RKC101YYY	UNI	UNI	UNI	UNI	€



**Sizes:**

- XS - extra small
- S - small
- M - medium
- L - large
- XL - extra large
- UNI - universal size (one size only)

**Other notes:**

- ( SE ) Standard Equipment
- (empty position) - accessory is not available